



Upgrade to Version 14.8 A Guide to the Changes

Nevada WebIZ was upgraded on **November, 21 2014** to reflect some additional features and updates to the registry. Please review the following document for a list of these changes. If you have any questions regarding these changes after the upgrade is launched, please contact the Nevada WebIZ Help Desk at 775-684-5954 or 877-689-3249 or email at izit@health.nv.gov

NOTE:

This document is intended for current Nevada WebIZ users. If you are a new Nevada WebIZ user and have not yet received training in the current Nevada WebIZ site, please contact a trainer in your area (below) to receive information concerning statewide training classes.

Northern and Rural NV

(Carson City, Churchill, Douglas, Elko, Eureka, Humboldt, Lander, Lyon, Pershing, Storey, Washoe, and White Pine Counties)

Tami Smith

Nevada WebIZ Trainer
Northern and Rural Nevada
(775) 684-5996


Southern NV

(Clark, Nye, Esmeralda, and Lincoln Counties)

Kevin Filippelli and Joseph Aylsworth

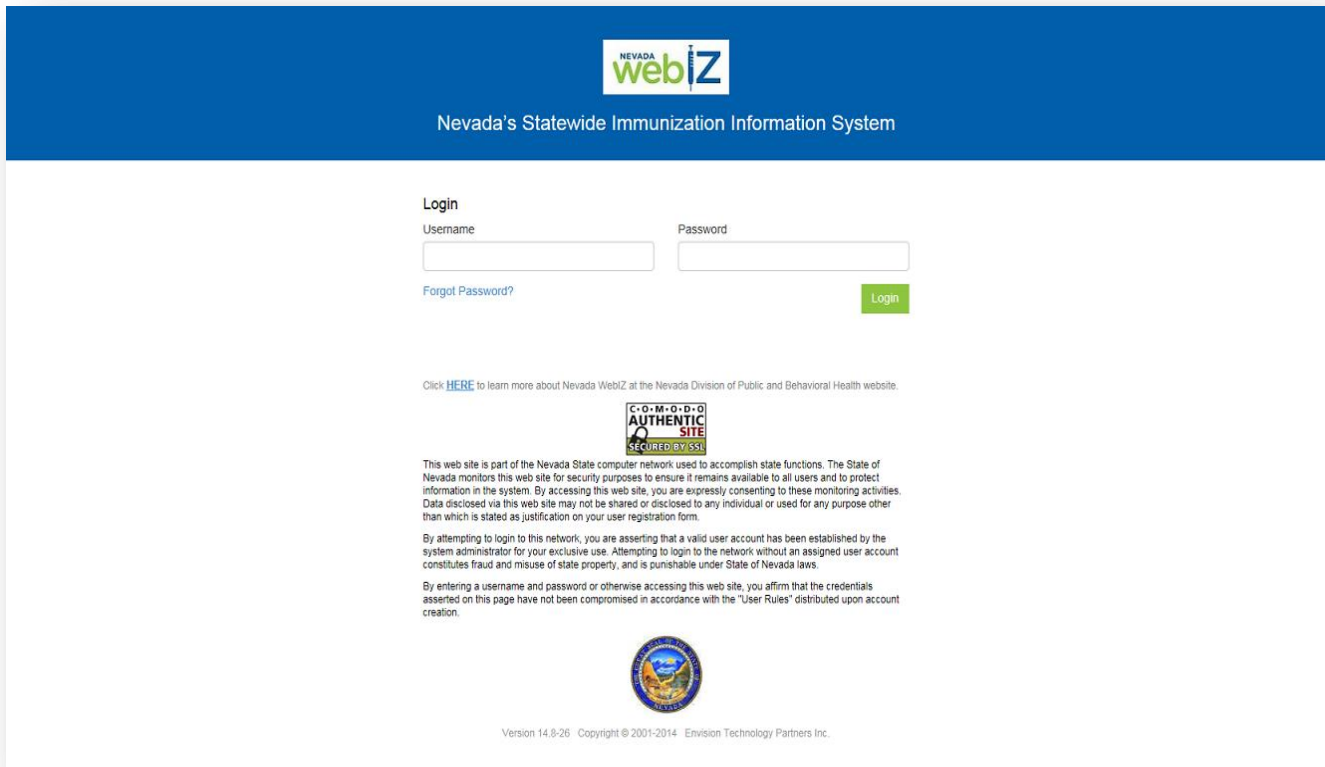
Nevada WebIZ Trainer
Southern Nevada
(702) 486-0579
(702) 486-0580

Online Help

Anytime you wish to know more about a screen in Nevada WebIZ, please select the  icon located in the upper right hand corner on any screen. This option is now available on every screen and is highly recommend the first time logging in following the upgrade.

New Look and Feel!

- With this upgrade comes a totally new look and feel, including updated colors to reflect the Nevada WebIZ logo.



NEVADA
webIZ

Nevada's Statewide Immunization Information System

Login

Username

Password

[Forgot Password?](#)


[Click HERE](#) to learn more about Nevada WebIZ at the Nevada Division of Public and Behavioral Health website.

COMODO
AUTHENTIC
SITE
SECURED BY SSL

This web site is part of the Nevada State computer network used to accomplish state functions. The State of Nevada monitors this web site for security purposes to ensure it remains available to all users and to protect information in the system. By accessing this web site, you are expressly consenting to these monitoring activities. Data disclosed via this web site may not be shared or disclosed to any individual or used for any purpose other than which is stated as justification on your user registration form.

By attempting to login to this network, you are asserting that a valid user account has been established by the system administrator for your exclusive use. Attempting to login to the network without an assigned user account constitutes fraud and misuse of state property, and is punishable under State of Nevada laws.

By entering a username and password or otherwise accessing this web site, you affirm that the credentials asserted on this page have not been compromised in accordance with the "User Rules" distributed upon account creation.



Version 14.8-26 Copyright © 2001-2014 Envision Technology Partners Inc.

Supported Browsers

Historically, only the Microsoft Internet Explorer (IE) browser could be used to access Nevada WebIZ. With the popularity of other browsers, the underlying architecture of Nevada WebIZ has been re-written to support other browsers. Please be advised that, due to the differences inherent in each browser, there will be slight differences in the appearance and/or performance of Nevada WebIZ depending on the browser used.

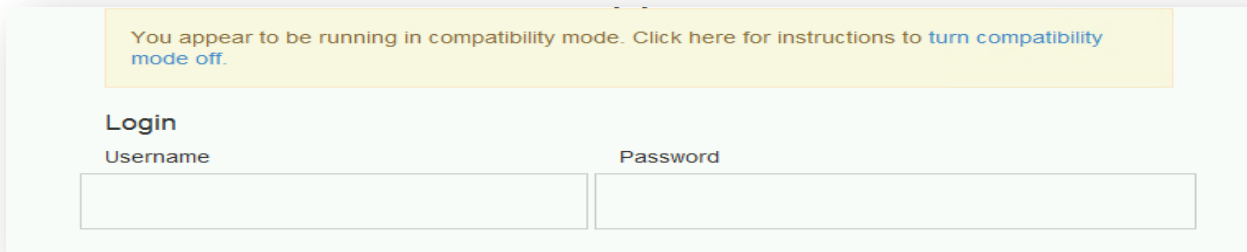
The following web browsers are supported starting with the v14.4 release and beyond.

- Microsoft Internet Explorer (IE) 7,8,9,10, and 11
- Google Chrome
- Mozilla Firefox

Compatibility Mode

It is no longer necessary to view Nevada WebIZ in compatibility mode. If a user views Nevada WebIZ in compatibility mode in IE 7, 8, or 9, a warning message will appear on the Login screen telling the user to turn off compatibility mode. The compatibility mode settings do not interfere with Nevada WebIZ in IE 10 and above.

Compatibility Mode Error:



You appear to be running in compatibility mode. Click here for instructions to [turn compatibility mode off](#).

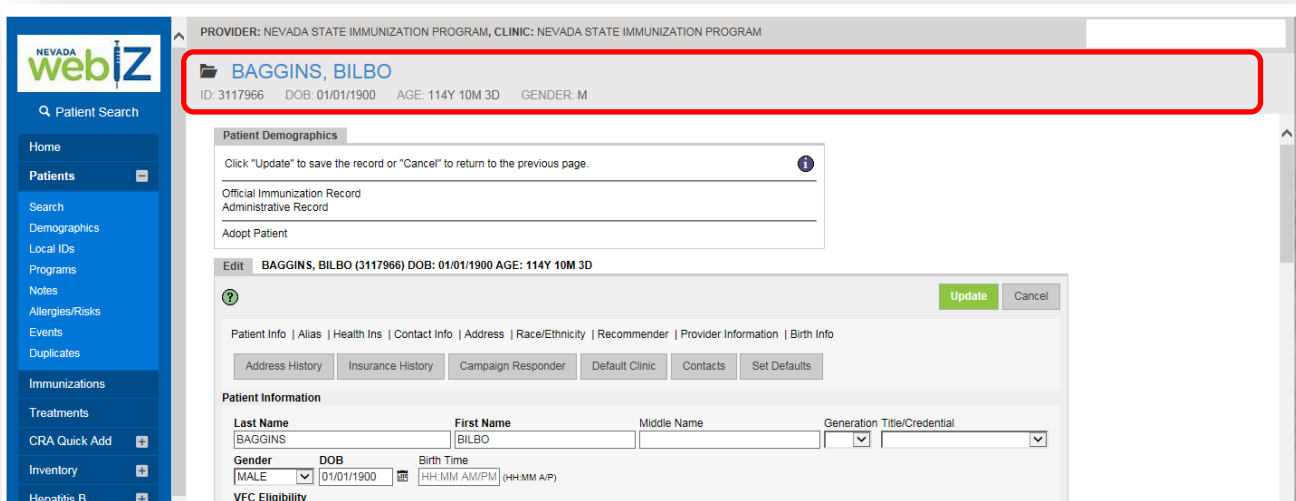
Login

Username

Password

Display of Patient Ribbon

- There is now a Patient Header displayed at the top of the screen (once a patient has been selected). This will appear throughout the Patient Module and Immunization Screens.



PROVIDER: NEVADA STATE IMMUNIZATION PROGRAM, CLINIC: NEVADA STATE IMMUNIZATION PROGRAM

BAGGINS, BILBO
ID: 3117966 DOB: 01/01/1900 AGE: 114Y 10M 3D GENDER: M

Patient Demographics

Click "Update" to save the record or "Cancel" to return to the previous page.

Official Immunization Record
Administrative Record
Adopt Patient

Edit BAGGINS, BILBO (3117966) DOB: 01/01/1900 AGE: 114Y 10M 3D

Update Cancel

Patient Info | Alias | Health Ins | Contact Info | Address | Race/Ethnicity | Recommender | Provider Information | Birth Info

Address History Insurance History Campaign Responder Default Clinic Contacts Set Defaults

Patient Information

Last Name	First Name	Middle Name	Generation Title/Credential
BAGGINS	BILBO		

Gender: MALE DOB: 01/01/1900 Birth Time: [HH:MM AM/PM] [HH:MM A/P]

VFC Eligibility

VIS Documentation

- The method for documenting vaccine information statements (VIS) has undergone a major change. This change was made to support provider responsibility to comply with federal law (National Vaccine Childhood Injury Act; NCVIA – [42 U.S.C. § 300aa-26](#)) and Centers for Disease Control and Prevention (CDC) recommendations. Per the CDC, healthcare providers should make a notation in each patient’s record- requiring providers to actively document the VIS given, rather than allowing the system to automatically record what was given supports this concept.
 - In the previous version, Nevada WebIZ recorded by default the currently active VIS associated with the vaccine. The user could edit the VIS if corrections were necessary.
 - In the upgraded version of Nevada WebIZ,
 - New buttons have been added to the “Add” screen next to each vaccine indicated (per line) for use in selecting the VIS given to the patient.
 - Users must select a VIS before moving forward to the “Administer” screen. When the checkbox next to the new button is green, it means a VIS has been selected. When the checkbox next to the new button is red, it means a VIS has not yet been selected.

VIS not selected:

PROVIDER: NEVADA STATE IMMUNIZATION PROGRAM, CLINIC: NEVADA STATE IMMUNIZATION PROGRAM

BOOP, BETTY ANN
ID: 3118800 DOB: 03/25/1964 AGE: 50Y 7M 18D GENDER: F

Immunizations

Click "Create" to add the immunization, "Create and Administer" to add the immunization and proceed to the Administer Vaccine screen, or "Cancel" to return to the Immunizations page.
Please do not rely solely on Registry recommendations for vaccine precautions/contraindications. Consult both the product package inserts and the CDC's list of vaccine excipients and latex contained in vaccine packaging.

Vaccine Package Inserts

Add BOOP, BETTY (3118800) DOB: 03/25/1964 AGE: 50Y 7M 18D

Create and Administer Cancel

Allergy / Risks
History of Chicken Pox

Clinic NEVADA STATE IMMUNIZATION PROGRAM **Vacc Date** 11/12/2014 50Y 7M 18D
 Do not set this clinic as the 'default clinic' for this patient

Reminder Date MM/DD/YYYY Display All Vaccines Clear Vaccines

Vaccine	VIS/Publication	If Vaccine Refused, Reason
HEP A, ADULT	Select VIS ▲	

Create and Administer Cancel

VIS selected:

PROVIDER: NEVADA STATE IMMUNIZATION PROGRAM, CLINIC: NEVADA STATE IMMUNIZATION PROGRAM

BOOP, BETTY ANN
ID: 3118800 DOB: 03/25/1964 AGE: 50Y 7M 18D GENDER: F

Immunizations

Click "Create" to add the immunization, "Create and Administer" to add the immunization and proceed to the Administer Vaccine screen, or "Cancel" to return to the Immunizations page.
Please do not rely solely on Registry recommendations for vaccine precautions/contraindications. Consult both the product package inserts and the CDC's list of vaccine excipients and latex contained in vaccine packaging.

Vaccine Package Inserts

Add BOOP, BETTY (3118800) DOB: 03/25/1964 AGE: 50Y 7M 18D

Create and Administer Cancel

Allergy / Risks
History of Chicken Pox

Clinic **Vacc Date**
NEVADA STATE IMMUNIZATION PROGRAM 11/12/2014 50Y 7M 18D
 Do not set this clinic as the 'default clinic' for this patient

Reminder Date: MM/DD/YYYY Display All Vaccines Clear Vaccines

Vaccine	VIS/Publication	If Vaccine Refused, Reason
HEP A, ADULT	Select VIS ✓	

Create and Administer Cancel

Administering Vaccines

- The Body Site dropdown field located on the "Administer" screen will now auto-populate in the case of Oral and Nasal vaccines.
 - When the route is Intranasal, the body site is defaulted to Nasal.
 - When the route is Oral, the body site is defaulted to Oral.

VFC Patient Category Count Report-Updated!

- An extract version of The VFC Patient Category Count Report now allows a user to view the data as an extracted file that can be manipulated in an Excel spreadsheet. The extract includes patient ID number as well as patient age in years at the time of the vaccination. This extract will assist providers with maintenance of data quality related to accurate VFC Eligibility documentation.

Recommender Adjustments

In the continuing effort to increase the accuracy of the Nevada WebIZ, the system's software vendor has addressed various issues with the recommender reported by Nevada and other clients. These issues include:

- Validation of Tdap and DTaP for various ages/histories
- Tdap recommendations at various ages
- Series completion (polio, Hib, PCV)
- History of varicella no longer prevents Zoster recommendation

VFC Eligibility

VFC Eligibility will now automatically change to "Not Eligible" when a patient's record has been updated *and* the patient is over 19 years of age.